




The Pumps with Nine Lives

STAINLESS STEEL PRODUCTS

Dependable Corrosion Resistant Pumps for Harsh Liquids



Chemical Processing



Reverse Osmosis



Offshore



Liquid CO₂



Oilfield



Power Generation

www.catpumps.com

Stainless Steel Products offer Extended Compatibility and Life

The Pumps with Nine Lives

CAT PUMPS offers a complete line of quality, industrial, triplex, positive displacement pumps that offer years of trouble-free service pumping a wide range of harsh liquids. Our precision pump design delivers high energy-efficiency and low-maintenance, while our 316SS and Duplex SS liquid-end construction provides compatibility and endurance. Our special flushed models feature a ported inlet manifold to permit an external flush that cools when pumping high temperature liquids and lubricates with low lubricity liquids such as CO₂.

Our quality materials and pump design result in low cost of ownership and the highest return on your investment. Our experience enables us to provide custom, economical pumping solutions for your aggressive liquid requirements. Inquire about super duplex and Hasteloy® custom pump options.

Water & Wastewater

- Sea Water Desalination
- Waste Odor Control
- Bilge Purging
- Underwater Cleaning
- Leachate Extraction

Power Generation

- Wet Compression
- Insulator Washing
- Evaporative Cooling

Oil, Gas, Petrochemical

- Wastewater Re-injection
- Oil Well Stimulation
- Secondary Recovery
- Chemical Injection
- Crude Oil Transfer
- Methanol Injection
- Condensate
- Boiler Tube Cleaning

Food and Agriculture

- Butter/Margarine Extrusion
- Homogenization
- Fertilizer Injection
- Pesticide Injection
- Humidity Control
- Sanitizing

Chemical/Pharmaceutical


- Chemical Processing
- Chemical Blending
- Liquid CO₂
- Low Lubricity Liquids
- Lipid Extraction
- Pollution Control

Manufacturing

- Boiler Feed
- Phosphatizing
- Circuit Board Cleaning
- Nuclear Cleaning

Standard 316 Stainless Steel Pumps

Pump Model	MTL	Flow		Pressure		Pump	Elec.
		GPM	LM	PSI	BAR	RPM	HP
3CP1221	SS	4.2	16.0	2000	140	1725	5.8
3CP1231	SS	2.3	8.7	2000	140	1725	3.2
3CP1241	SS	3.6	13.6	2000	140	1725	4.9
5CP6221	SS	6.0	23.0	2000	140	1400	8.2
5CP6241CS	SS	4.0	15.0	2000	140	1725	5.5
5CP6251	SS	5.0	19.0	2000	140	1725	6.8
231	SS	2.3	8.7	1500	105	1725	2.4
241	SS	3.6	13.6	1200	85	1725	3.0
271	SS	3.5	13.2	1500	105	1420	3.6
271 Alternate	SS	4.2	15.9	1000	70	1725	2.9
311, 311C	SS	4.0	15.0	2200	155	950	6.0
311 Alternate	SS	5.0	19.0	1500	105	1190	5.1
341	SS	4.0	15.0	1800	125	1725	5.0
351	SS	5.0	19.0	1500	105	1725	5.1
661C	SS	10.0	38.0	3000	210	1429	20.6
661D	DSS	10.0	38.0	3000	210	1429	20.6
1051, 1051C	SS	10.0	38.0	2200	155	958	15.1
1051D	DSS	10.0	38.0	2200	155	958	15.1
1531	SS	15.6	59.0	1500	105	1450	16.0
2511	SS	20.0	76.0	1500	105	1450	20.6
2531	SS	25.0	95.0	1000	70	1025	17.1
3511, 3511C	SS	14.0	53.0	3000	210	800	28.8
3521, 3521C	SS	23.0	87.0	2000	140	800	31.6
3531, 3531C	SS	36.0	136.0	1200	85	800	29.7
3541, 3541C	SS	45.0	170.0	1000	70	765	30.9
6761	SS	60.0	227.0	1200	85	520	49.3
6762	SSD	60.0	227.0	1200	85	520	49.3
6771	SS	75.0	284.0	1200	85	650	61.6



3CP



5CP



271




311



1051



2531



3531C



6761


Block-Style 316 Stainless Steel Pumps

Pump Model	MTL	Flow		Pressure		Pump RPM	Elec. HP
		GPM	LM	PSI	BAR		
781, 781K	SS	4.5	17.0	5000	345	1700	15.4
1861, 1861K	SS	10.0	38.0	3000	210	1429	20.5
2831, 2831K	SS	21.0	80.0	1200	85	860	17.3
3801, 3801K	SS	9.0	34.0	5000	345	824	30.9
3811, 3811K	SS	14.0	53.0	3000	210	800	28.8
3821, 3821K	SS	23.0	87.0	2000	140	800	31.6
3822*	DSS	23.0	87.0	2000	140	800	31.6
3831, 3831K	SS	36.0	136.0	1200	85	800	29.7
3832*	DSS	36.0	136.0	1200	85	800	29.7
3841, 3841K	SS	45.0	170.0	1000	70	765	30.9
6801, 6801K	SS	15.0	57.0	7000	483	600	71.9
6811, 6811K	SS	15.0	57.0	5000	345	600	51.5
6821, 6821K	SS	25.0	95.0	3000	210	615	51.4
6831, 6831K	SS	40.0	151.0	2300	160	625	63.0
6841, 6841K	SS	48.0	182.0	2000	140	615	65.8
6861, 6861K	SS	60.0	227.0	1200	85	520	49.3
6862*	DSS	60.0	227.0	1200	85	520	49.3


*Custom build.

CODES:

C=Flushed Plunger Pumps
 DSS=Duplex Head, 316SS Valves
 K=Flushed Block-Style Plunger Pumps
 SS=316SS Head, Valves
 SSD=Duplex Head, Valves



781



1861K



2831



3801



3831




6811



6861


R-Series Duplex Stainless Steel Pumps

Pump Model	MTL	Flow		Pressure		Pump RPM	Elec. HP
		GPM	LM	PSI	BAR		
152R060	SSD	115	435	1200	85	360	100
152R080	SSD	200	765	1200	85	355	200
152R100	SSD	240	908	1000	70	270	200
157R060	SSD	100	375	2700	185	310	200
157R080	SSD	200	765	1560	110	355	215




Direct-Drive 316 Stainless Steel Pumps


Pump Model	MTL	Flow		Pressure		Pump RPM	Elec. HP
		GPM	LM	PSI	BAR		
2SF05SEEL	SS	0.5	1.9	1200	85	1725	0.4
2SF10SEEL	SS	1.0	3.8	1200	85	1725	0.8
2SF15SEEL	SS	1.5	5.7	1200	85	1725	1.2
2SF25SEEL	SS	2.5	9.5	1200	85	1725	2.1
2SF29SEEL	SS	2.9	10.8	1200	85	1725	2.4
2SF35SEEL	SS	3.5	13.2	1200	85	1725	2.9



Stainless Steel Pump Accessories



Custom Designed Power Units



Matching System Accessories

Pump Model	Regulator/Unloader	Pressure Gauge	Relief Valve	Pulsation Dampener	C.A.T.	Flexible Discharge Hose	Flexible Inlet Hose
STANDARD - 316SS							
231, 241, 271	7002.100, 7501	6087, 6097	7036, 7531.100	6029, 6030, 6031	711500	990859	990845
311, 311C, 341, 351	7002.100, 7501	6087, 6097	7036, 7531.100	6029, 6030, 6031	711500	990859	990845
3CP1221, 1231, 1241	7002.100, 7501	6087, 6097	7036, 7531.100	6029, 6030, 6031	711500	990859	990845
5CP6221, 6241CS, 6251	7012.100, 7531	6087, 6097	7036, 7531.100	6029, 6030, 6031	711500	990859	990845
661D, 661C	7013.100, 7533	6087	7036, 7533.100	701501	711500	990852	990846
1051, 1051C, 1051D	7013.100, 7531	6087	7036, 7531.100	6013, 6014, 701501	711500	990852	990846
1531	7022.100, 7531	6087, 6097	7036, 7531.100	6013, 6014, 701501	711500	990853	990849
2511	7022.100, 7531	6087, 6097	7036, 7531.100	6013, 6014, 701502	714500	990853	990848
2531	7022.100, 7531	6085	7036, 7531.100	6013, 6014, 701502	714500	990853	990848
3511, 3511C	7023.100	6087	7036, 7533.100	701506	711500	990854	990847
3521, 3521C	7022.100, 7023.100	6087, 6097	—	6013, 6014, 701502	714500	990854	990847
3531, 3531C	7032.100, 7061, 7063	6085	—	6015, 701503	714500	990854	990847
3541, 3541C	7061, 7376	6085	890702	6015, 701503	717500	990854	990847
6761, 6762	7376	6085, 6097	890702	701503	717500	990855	990850
6771	7376	6097	890700	701503	717500	990855	990851
BLOCK-STYLE - 316SS							
781, 781K	7066, 7536	6087	7536.100	701506	711500	990857	990845
1861, 1861K	7013.100, 7533	6087	7036, 7533.100	6013, 6014, 701501	711500	990852	990846
2831, 2831K	7022.100, 7531	6085	7036, 7531.100	6013, 6014, 701502	714500	990853	990848
3801, 3801K	7066, 7536	6098	7536.100	701506	711500	990857	990847
3811, 3811K	7023.100, 7533	6087	7036, 7533.100	701501	711500	990854	990847
3821, 3821K, 3822	7022.100, 7023.100	6087, 6097	—	6013, 6014, 701502	714500	990854	990847
3831, 3831K, 3832	7032.100, 7061, 7063	6085	—	6015, 701503	714500	990854	990847
3841, 3841K	7376	6085	890702	701503	714500	990854	990847
6801, 6801K	7576	6098	7576.100, 890718	701506	711500	990858	990847
6811, 6811K	7066, 7536.100	6087	7536.100	701506	711500	990858	990847
6821, 6821K	7023.100, 7033.100	6087	—	701502	714500	990854	990847
6831, 6831K	7376	6087, 6097	890709	701503	717500	990854	990847
6841, 6841K	7376	6087, 6097	890700	701503	717500	990855	990851
6861, 6861K, 6862	7376	6085, 6097	890702	701503	717500	990855	990851
R-SERIES - DUPLEX SS							
152R060	890700	6085, 6097	890704, 890713	701557	719500	—	—
152R080, 157R080	890702	6087, 6097	890713	701557	719500	—	—
152R100	890704, 890706	6085	890704, 890706	701557	719500	—	—
157R060	890700	6087	890713	701550	719500	—	—
DIRECT-DRIVE - 316SS							
2SF05SEEL	7501	6097	7501.100	6031	711500	990859	990845
2SF10SEEL	7501	6097	7501.100	6031	711500	990859	990845
2SF15SEEL	7501	6097	7501.100	6031	711500	990859	990845
2SF25SEEL	7501	6097	7501.100	6031	711500	990859	990845
2SF29SEEL	7501	6097	7501.100	6031	711500	990859	990845
2SF35SEEL	7501	6097	7501.100	6031	711500	990859	990845

Products described hereon are covered by one or more of the following U.S. patents 3558244, 3652188, 3809508, 3920356, 3930756 and 5035580

World Headquarters

CAT PUMPS

1681 - 94th Lane N.E. Minneapolis, MN 55449-4324

Phone (763) 780-5440 — FAX (763) 780-2958

e-mail: techsupport@catpumps.com

www.catpumps.com

International Inquiries

FAX (763) 785-4329

e-mail: intl@catpumps.com



The Pumps with Nine Lives

CAT PUMPS (U.K.) LTD.

1 Fleet Business Park, Sandy Lane, Church Crookham

FLEET, Hampshire, GU52 8BF, England

Phone Fleet 44 1252-622031 — Fax 44 1252-626655

e-mail: sales@catpumps.co.uk www.catpumps.co.uk

N.V. CAT PUMPS INTERNATIONAL S.A.

Heiveldekens 6A, B-2550 Kontich, Belgium

Phone 32-3-450.7150 — Fax 32-3-450.7151

e-mail: cpi@catpumps.be www.catpumps.be

CAT PUMPS DEUTSCHLAND GmbH

Buchwiese 2, D-65510 Idstein, Germany

Phone 49 6126-9303 0 — Fax 49 6126-9303 33

e-mail: catpumps@t-online.de www.catpumps.de