

DO NOT SCALE
DRAWING
IF IN
DOUBT - ASK

DRAWING SPECIFICATIONS
UNLESS STATED OTHERWISE

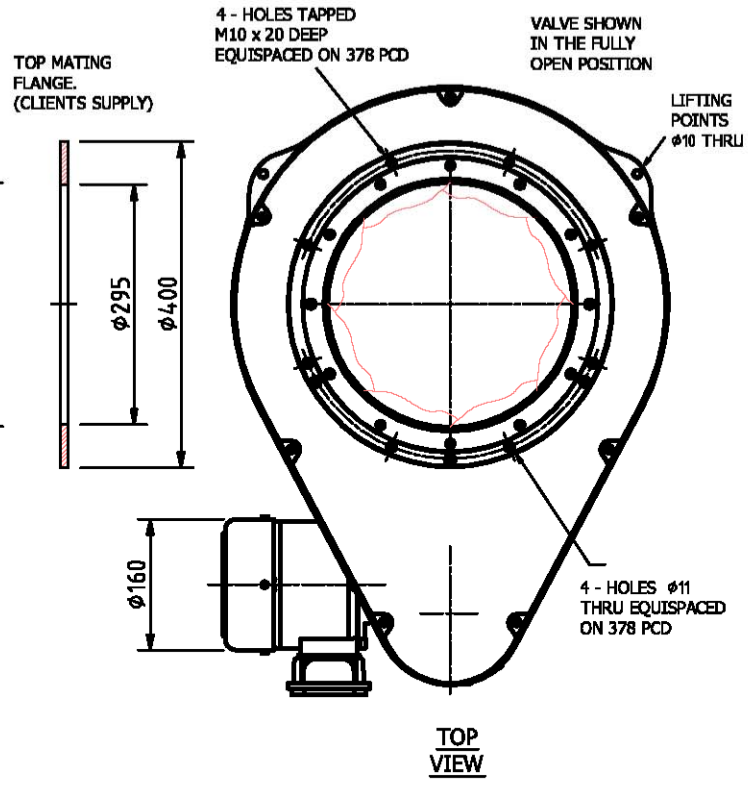
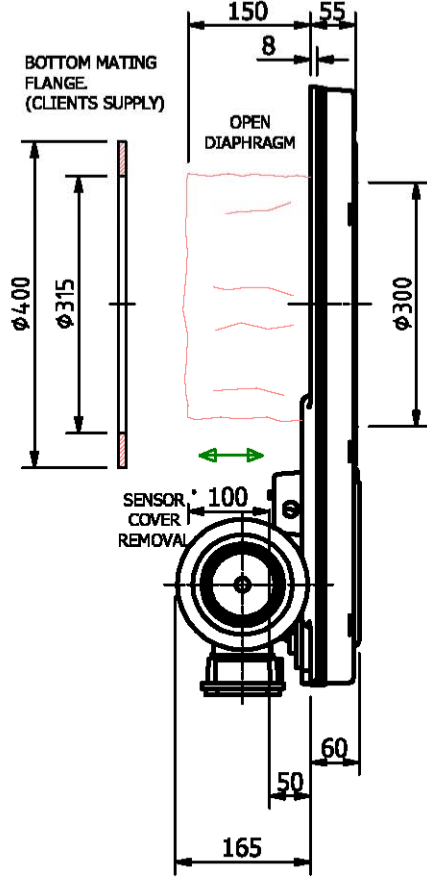
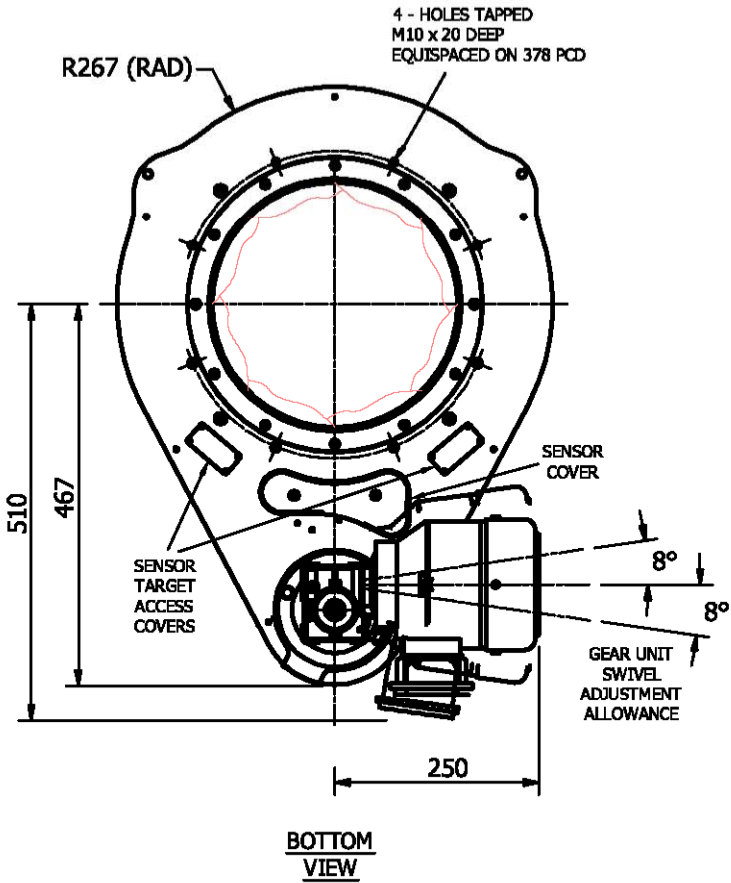
Screw threads to BS3643
ISO Metric Coarse Pitch Series (Medium Fit)
Surface Finish to BS1134 in micrometres
Welding Symbols to BS499 Pt 2
Dimension & Geometrical Tolerances to BS308
Limits & Fits to BS4500
Remove all sharp edges and burrs

TOLERANCE SPECIFICATIONS
UNLESS STATED OTHERWISE

SHEET METAL DIMENSIONS
0 to 300 ± 1.00
300 to 1000 ± 2.00
Over 1000 ± 3.00
MACHINED DIMENSIONS
0 to 150 ± 0.30
Over 150 ± 0.60
UNMACHINED DIMENSIONS
0 to 150 ± 0.50
Over 150 ± 1.50
ANGULAR DIMENSIONS
± 0'-30'

For all material, weld and finish specifications refer to purchase/works order unless stated otherwise

ISSUE	OWN	DATE	REMARKS
A	PB	30.06.15	FIRST ISSUE



OPERATION BY 0.37kW
2-POLE, IP55 INDUCTION
MOTOR. SUITABLE FOR:
220/240-380/415V - 3ph -
50/60Hz SUPPLY.

Nett Weight = 30Kgs

VALVE FITTED WITH OPEN, CLOSED & TRICKLE POSITION INDICATOR SENSORS.
NOMINAL VOLTAGE - 8.2V (INTRINSICALLY SAFE)
CURRENT CONSUMPTION >3mA & < 1mA WHEN ACTIVATED.

ALL SWITCHES HAVE A 2m SENSOR CABLE EXITING THROUGH A COMMON SINGLE PORT IN THE ABS SWITCH BOX.

OPTIONAL PULSE COUNTING TRICKLE POSITIONING ON OUTPUT SHAFT OF GEARED UNIT.
NOMINAL VOLTAGE - 8.2V (INTRINSICALLY SAFE)
CURRENT CONSUMPTION >3mA & < 1mA WHEN ACTIVATED.

APPROVED BY
CHECKED BY

ALL DIMENSIONS
IN MILLIMETRES

THIRD ANGLE PROJECTION



PROCESSCOMPONENTS
MUCON | KEK | GARDNER | PPS

TITLE
A2P12 IRIS DIAPHRAGM VALVE - ELECTRIC

DRAWING No
A4 Series A2P12 Electric

DRAWN BY
P. RAJESHU
SCALE
1:10
DATE
30/06/2015